



Single Tier Cart™ 48"W x 24"D

Features and Benefits

- Electronic adjustment of work surface height
- Variety of surface shapes available
- Cold-rolled 11-gauge steel frame with epoxy-powder-coated finish
- Particle-board-core top with your choice of high-pressure laminate finish edged with T-molding/ bumper molding
- Multiple colors available (for standard colors, see page 95)
- Four-inch casters (two of them locking)
- Glides and additional accessories available (see page 84)


Specifications

- Width: 36", 48", 60", 72", 84", 96"
- Depth: 24", 30", 36"
- Height of work surface from the floor: 28" to 47"
- Custom sizes available

Electronic Adjustment:

- SURFACE HEIGHT

Molding



The round edges of your desk reduce pressure on the palm side of your wrist



Work Surface Shapes

Single Tier Cart™

THE SINGLE TIER CART™ is the perfect choice when different positions are required from a single workstation. With a full range of design options and accessories, the Single Tier Cart™ is adaptable to any work environment. Electronic height adjustment makes the Single Tier Cart™ versatile for multiple users.

A. Single Tier Cart™ 48"W x 30"D:

- Flipper Cabinet with two doors # FC
- Standard work surface shape
- Keyboard Arm # KA6000
- Keyboard Tray # TR2000 with retractable Mouse Tray
- Phone Arm # TA002
- Pedestal # P2BBF19MF
- Partitions with a clear Plexiglas top



B. Single Tier Cart™ 36"W x 24"D:

- Standard work surface shape
- Keyboard Arm # KA6000
- Keyboard Tray # TR2000 with retractable Mouse Tray
- Bottom shelf

C. Custom Single Tier Cart™ 36"W x 30"D:

- Soft Ergonomic work surface shape
- Clamp-mount Monitor Arms # AFC02
- Pencil Drawer # PD002
- Retractable File Holder
- CPU Holder # CPU-01
- Back modesty panel



Pencil Drawer # PD002 and retractable File Holder

D. Single Tier Cart™ 48"W x 24"D:

- Top shelf
- Standard work surface shape
- Keyboard Arm # KA6000
- Custom Keyboard Tray
- CPU Holder # CPU-01
- Back modesty panel
- Handle
- Full bottom shelf



Full bottom shelf

E. Single Tier Cart™ 60"W x 30"D:

- Standard work surface shape
- Keyboard Storage Drawer # KSD01
- Two adjustable CPU Holders
- UPS Holder
- Split bottom shelf
- Glides # GLID-ADJ



Split bottom shelf

F. Single Tier Cart™ 72"W x 30"D:

- Custom work surface shape
- Z-series Monitor Arm # AFCZ500-02
- Swinglift Keyboard Arm # KA7001 with custom tray
- Glides # GLID-ADJ



G. Single Tier Cart™ 72"W x 30"D:

- Top shelf
- Soft Ergonomic work surface shape
- Z-series Monitor Arms for three monitors # AFCRAILZ03
- Pencil Drawer # PD002
- CPU Holder # CPU-07
- Partition 72"W x 60"H
- Two split bottom shelves




Two split bottom shelves

Bottom Workstation Options

H. Single Tier Cart™ 48"W x 24"D:

- Standard work surface shape
- Z-series Monitor Arm # AFCZ500-06
- Two adjustable CPU Holders
- Bottom shelf



Z-series Monitor Arm # AFCZ500-06

I. Single Tier Cart™ 60"W x 30"D:

- Top shelf
- Bean-shaped work surface
- Two clamp-mount Monitor Arms # AFC02
- Keyboard Arm # KA6000
- Keyboard Tray # TR2000 with retractable Mouse Tray
- Adjustable CPU Holder
- Bottom shelf



Clamp-mount Monitor Arm # AFC02

J. Single Tier Cart™ 66"W x 33"D:

- Bean-shaped work surface
- Z-series Monitor Arm # AFCZ500-05
- Keyboard Arm # KA6000
- Keyboard Tray # TR2000 with retractable Mouse Trays
- Adjustable CPU Holders # CPU 13-25
- Phone Arm # TA002
- Pop-up data ports # DPA-01
- Metal Cup Holder with clamp # MCH-100
- Wire Manager # WMF100



Z-series Monitor Arm # AFCZ500-05

K. Single Tier Cart™ 94"W x 48"D:

- ErgoHex with Cutout work surface shape
- Articulating Arm for five monitors # AFCFLEXO_5
- Swinglift Keyboard Arm # KA7001 with custom tray
- Three adjustable CPU Holders



Articulating Arm # AFCFLEXO_5

Configure your own **Single Tier Cart™** with our **INTERACTIVE BUILDER** at www.afcindustries.com/singletier



L. Single Tier Cart™ 84\"/>

- Soft Ergonomic work surface shape
- Z-series Monitor Arms # AFCRAILZ05-5CLAMP
- Pencil Drawer # PD002
- Two split bottom shelves



M. Single Tier Cart™ 84\"/>

- ErgoHex with Cutout work surface shape
- Articulating Arm for four monitors # AFCFLEXO_4
- Keyboard Arm # KA6000
- Keyboard Tray # TR3000
- CPU Holder # CPU 13-25
- Back and side modesty panels



N. Single Tier Cart™ 96\"/>

- Standard with Cutout work surface shape
- Articulating Arm for five monitors # AFCFLEXO_5
- Pencil Drawer # PD002
- Two CPU Holders # CPU-01
- Bottom shelf



Front view



Back view

Single Tier Corner Cart™ 84\"/>

A modification of the **Single Tier Cart™**, this handsome design is just right for maximizing your workspace in executive suites and welcome areas. Ergonomically designed work surfaces compliment electronic height adjustment, enhancing the functionality and versatility of this **Single Tier Corner Cart™**.

Select a work surface shape below, or have us customize a surface shape that best fits your requirements.

| Single Tier Corner Cart™ Specifications | |
|---|-------------------------|
| Overall work surface width | 48", 60", 72", 84", 96" |
| | 48", 60", 72", 84", 96" |
| Work surface depth | 18", 24", 30", 36" |
| | 18", 24", 30", 36" |
| Height of work surface from the floor | 28" to 47" |

AA. Single Tier Corner Cart™ 48\"/>

- Corner work surface Shape I
- Swinglift Keyboard Arm # KA7001
- Keyboard Tray # TR3000
- Bottom shelf

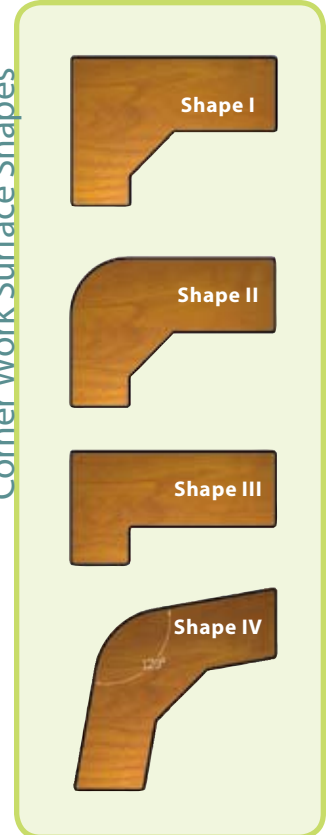


BB. Single Tier Corner Cart™ 48\"/>

- Corner work surface Shape II
- Two Z-series Monitor Arms # AFCZ500-01
- Keyboard Arm # KA6000
- Keyboard Tray # TR3000
- CPU Holder # CPU-07
- Two split bottom shelves



Corner Work Surface Shapes¹



¹ Availability of shape depends on size of the cart

CC. Single Tier Corner Cart™
56"W x 54"W x 30"D x 24"D:

- Clipboard Holder # WCH-100
- Corner work surface Shape III
- Phone Arm # TA002
- Retractable Pencil Drawer # PD002
- CPU Holder CPU-01
- Partition
- Fluorescent Under-Shelf Light 18" wide # TAL300F
- Glides # GLID-ADJ



Clipboard holder

DD. Single Tier Corner Cart™
72"W x 72"W x 24"D x 24"D:

- Flipper cabinet with three doors # FC
- Corner work surface Shape I
- Three clamp-mount Monitor Arms # AFC02
- Keyboard Arm # KA6000
- Keyboard Tray # TR3000
- Two Phone Arms # TA002
- Gooseneck Task Light # TAL200A
- Two split bottom shelves
- Metal Film Box # FB-200
- Mobile Film Box # FB-100



Flipper cabinet

EE. Single Tier Corner Cart™
72"W x 60"W x 24"D x 24"D:

- Top Shelf
- Corner work surface Shape III
- Two clamp-mount Monitor Arms # AFC02
- Keyboard Arm # KA6000
- Keyboard Tray # TR2000 with retractable Mouse Tray
- Bottom shelf



Top shelf

Top Workstation Options

FF. Single Tier Corner Cart™
60"W x 72"W x 30"D x 30"D:

- Corner work surface Shape I
- Stainless steel work surface and bottom shelves
- Two split bottom shelves



GG. Single Tier Corner Cart™
72"W x 60"W x 30"D x 30"D:

- Corner work surface Shape I
- Clamp-mount Monitor Arm # AFCRAIL02
- Keyboard Arm # KA6000
- Keyboard Tray # TR3000
- Three adjustable CPU Holders
- Bottom shelf



HH. Single Tier Corner Cart™
96"W x 48"W x 30"D x 30"D:

- Half-moon work surface shape
- Articulating Arm for 5 monitors # AFCFLEXO_5
- Keyboard Arm # KA6000 with custom Keyboard Tray



II. Single Tier Corner Cart™
60"W x 84"W x 30"D x 30"D:

- Corner work surface Shape III
- Three clamp-mount Monitor Arms # AFC02
- Two Keyboard Arms # KA6000
- Wood Keyboard Tray # TR3000
- Keyboard Tray #TR2000 with retractable Mouse Tray
- Phone Arm # TA002
- Gooseneck Task Light # TAL200A
- Bottom shelf

